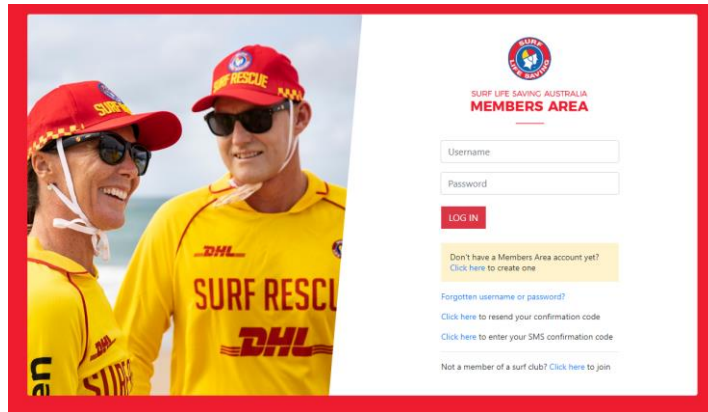


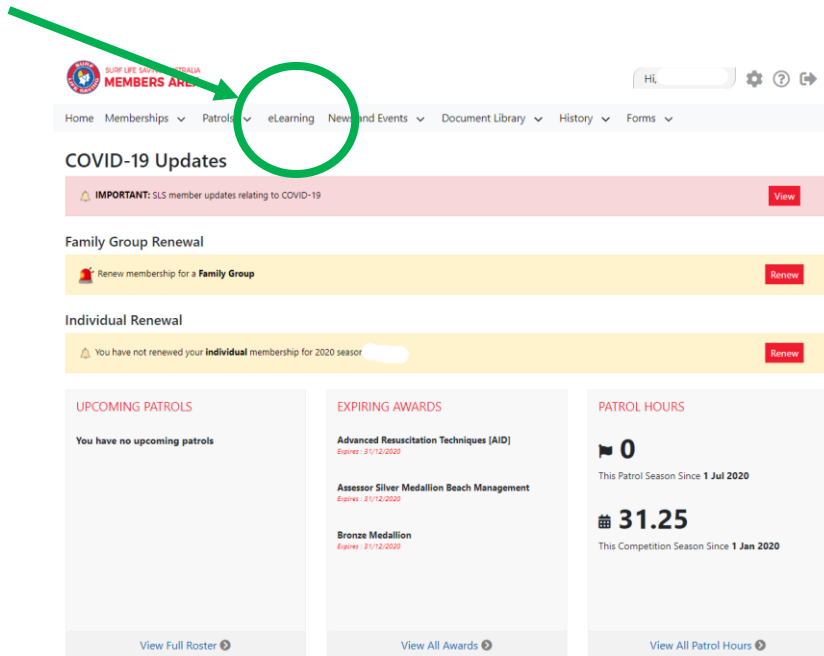
SLSA MEMBERS AREA – HOW TO GUIDE

Completing CYRMS Training

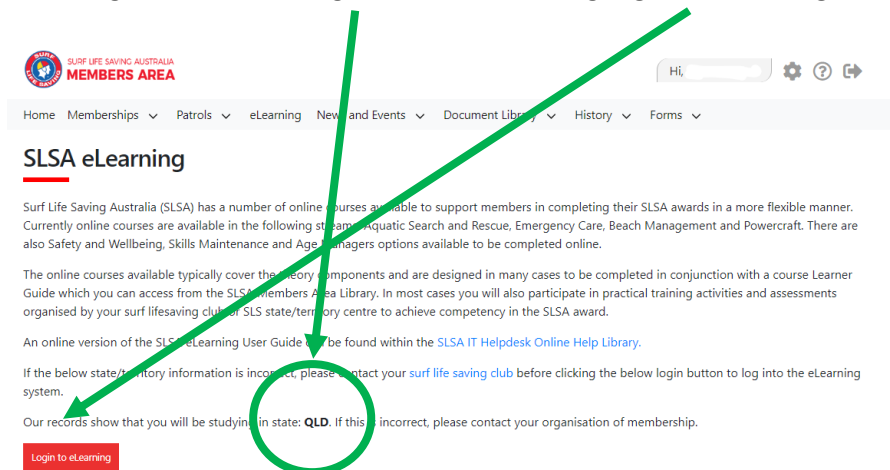
1. Log into the SLSA Members Area (members.sls.com.au)



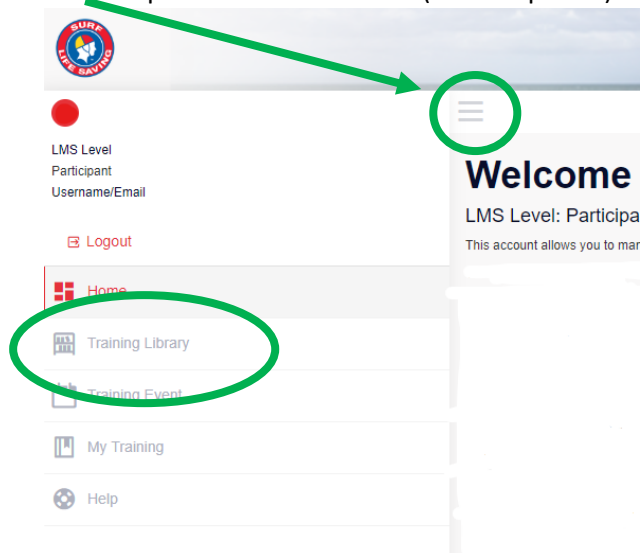
2. Select **eLearning**




3. Check that you are registered for training QLD before selecting **Login to eLearning**



4. Select **Training Library** from the Menu on the left (automatically appears when using a computer/laptop). If Menu does not appear click here to open on another device (ie smartphone).



5. Click on **View Courses** on the **SLSQ CYRMS** option from the available courses:



6. **Enrol** and complete the course.



Once completed, you will be emailed a Certificate of Completion. Your Surfguard Profile will automatically be updated with the details of your completion.

NOTE – Members will have access to several courses both in their Training Library/My Training sections. However, not all of the resources available align to courses in use in Queensland.